


CTIHLP125F Series

From .36 μ H to 2.2 μ H



CHARACTERISTICS

- Description:** SMD (shielded) power inductor
- Applications:** High density DC/DC converters. POL converters. High current VRM/VRD for notebooks, Servers, and desktop CPUs. High speed chargers.
- Operating Temperature:** -55°C to +125°C
- Inductance Tolerance:** \pm 20%
- Testing:** Inductance is tested on an HP4285A at 100KHz, 0.5V
- Packaging:** Tape & Reel
- Marking:** Parts are marked with inductance code
- Miscellaneous:** **RoHS Compliant.**
- Additional Information:** Additional electrical & physical information available upon request
- Samples available. See website for ordering information.**

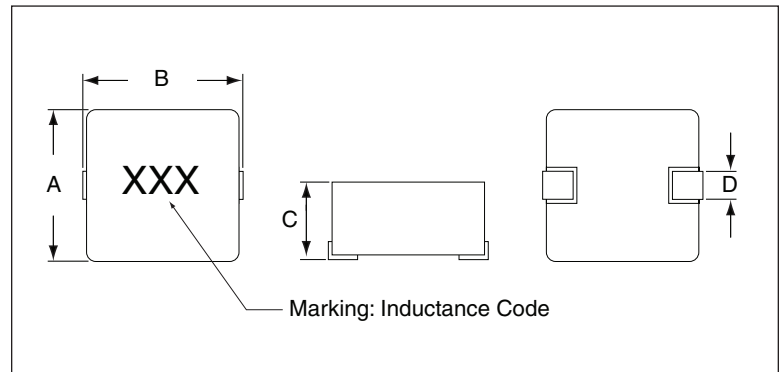
SPECIFICATIONS

Parts are only available \pm 20% inductance tolerance only
 *I_{rms} DC current (A) will cause an approximately Δ T of 40°C.
 **I_{sat} DC current (A) will cause L0 to drop approximately 20%.

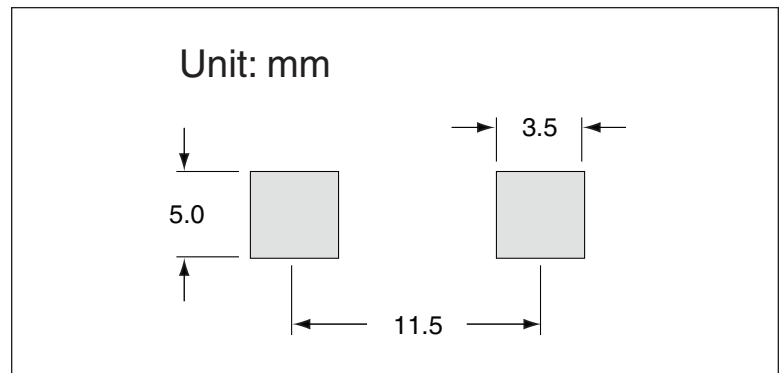
Part Number	Inductance (μ H)	L Test Freq. (KHz)	*I _{rms} Typ. (A)	**I _{sat} Typ. (A)	DCR Max. (m Ω)
CTIHLP125F-R36M	0.36	100	43	50	0.90
CTIHLP125F-R47M	0.47	100	37	46	1.20
CTIHLP125F-R50M	0.50	100	37	46	1.20
CTIHLP125F-1R0M	1.00	100	29	37	2.50
CTIHLP125F-2R2M	2.20	100	20	20	5.20

PHYSICAL DIMENSIONS

Size	A Max.	B Max.	C Max.	D Typ.
mm	12.8	13.8	5.0	3.7
inches	0.50	0.54	0.20	0.14



RECOMMENDED LAND PATTERN



07.29.08